


**CUCCOO**

Furniture systems for wall and surface mounting



Where the toilet cleaner lives on the edge of the bath,  
wellness and relaxation are nowhere to be found.






The best quality fittings, the most elegant sanitary ceramics and the finest materials lose their aesthetic charm if the overall picture of the newly designed bathroom is ultimately spoiled by the clutter of toiletries lying around. When planning and designing a new bathroom therefore, from the outset you should always plan enough storage space for all those little essential items, which whilst often needed in the bathroom, are best not permanently left on show.





Thanks to the cucco range of bathroom furniture, it is possible, in surprisingly elegant fashion, to make space for all those things that need to find a discreet place in a tidy bathroom. In this way, more space for living, enjoying and relaxing is created.



The cucoo bathroom furniture products are sophisticated space-savers, which can not only be wall-mounted but also flush-mounted in previously unused hollow spaces in a front-wall installation. All that can then be seen are doors made of glass, two-way mirrors or wood decor.










Cuccoo bathroom furniture is available in various carcass sizes, formats and materials. This, plus the fact that all units can be both wall and flush-mounted, opens up many design and application options to builders and planners.










With cucco you can design rooms that are not dominated by the sight of everyday items, but where the focus is on the individual and the need for peace and relaxation, pleasure and stimulation.



Indispensable things, which would interfere with the overall aesthetics, thus disappear discreetly behind the wall. For example, the fitted unit with the integrated toilet brush set provides extra space for spare rolls of toilet paper.





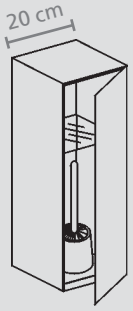


Fit flush with the wall, the furniture carcass disappears in the so-called front wall, a hollow wall projection, which the fitter needs to install pipes and connections as well as flush-mounted cisterns and flow heaters.

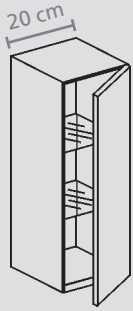
A front-wall installation is a particularly quick and neat method, as the plumber does not have to cut any channels for water pipes in existing walls. The front wall is made using burda SANTRO, an industrially pre-fabricated installation system consisting of support frames and plasterboards that are fitted in front of the bathroom's masonry wall.

Thanks to burda cucco, this invisible hollow area between the masonry and the artificial wall can be used not only to lay pipes but also to create discrete storage space. The fitted units also provide the added benefit of extra inspection hatches: because the units are easily removed, the fitter now has another way of later reaching the pipes and fittings installed behind the tiles, without having to chip the tiles off.

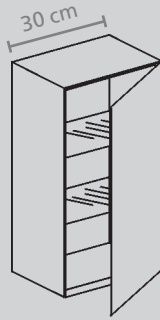
## Unit sizes/formats



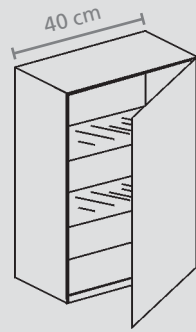
20 x 60 x 19 cm



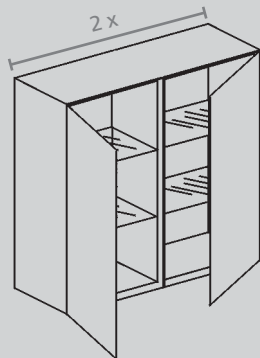
20 x 60 x 19 cm



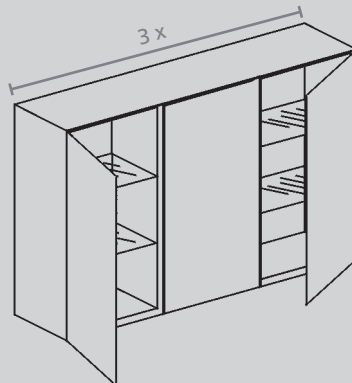
30 x 60 x 19 cm



40 x 60 x 19 cm

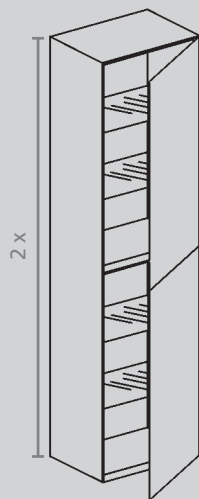


60 x 60 x 19 cm

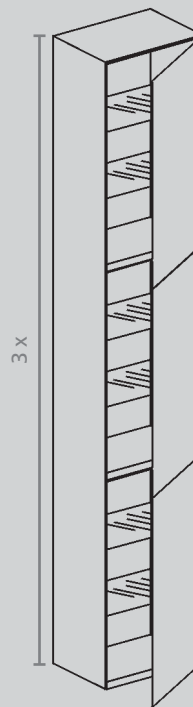


90 x 60 x 19 cm

The cucoo product range covers three different carcass widths of approximately 20, 30 and 40 centimetres with single doors. In addition to this there are other units with two and three doors, which are made up of several 30 cm wide units arranged next to or on top of each other. All models can be supplied for flush or wall-mounted units.



30 x 120 x 19 cm



30 x 180 x 19 cm

## Design features

### Door and carcass decors

The above materials and wood decors are available for doors and carcass veneers. Please bear in mind that the samples printed here cannot match the actual colour and surface effect for typographic reasons. Therefore it is best to let your fitter or design consultant show you the original materials and decor samples.



Paint white  
silk finish

Mirror


Toughened glass  
white



The handleless glass or two-way mirror doors made of toughened glass feature special glued hinges.



The handleless doors in a painted or wood finish are supplied with cushioned concealed hinges that ensure the doors close quietly.



Sapporo  
»Snow Birch«

Vancouver  
»Honey-Oak«

Cherry  
»Piemonte Ideale«

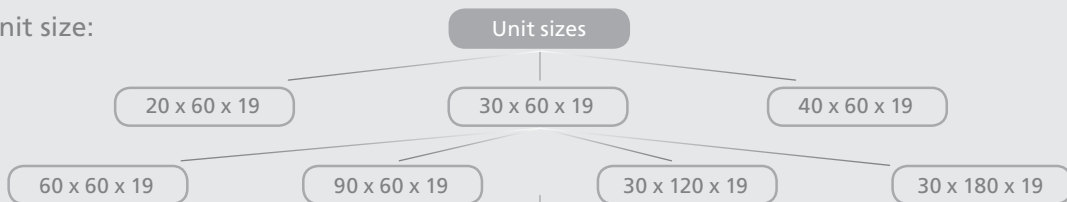
Walnut  
»Roussillon  
Grise Brise«

Walnut  
»American Chocolate«

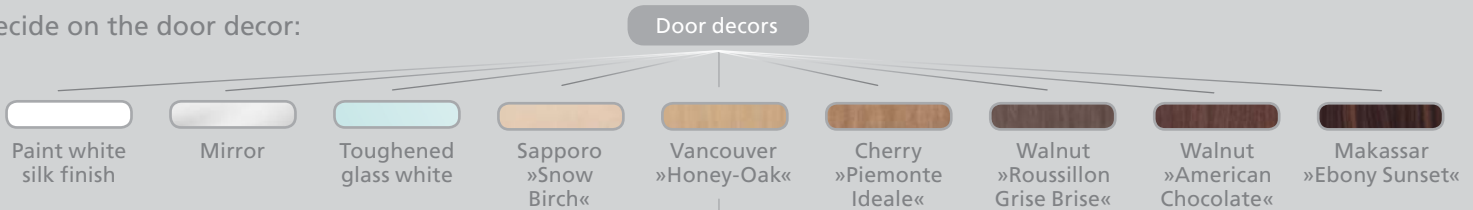
Makassar  
»Ebony Sunset«

## How to put your unit together...

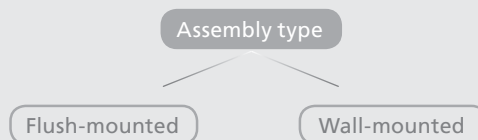
1. First select the unit size:



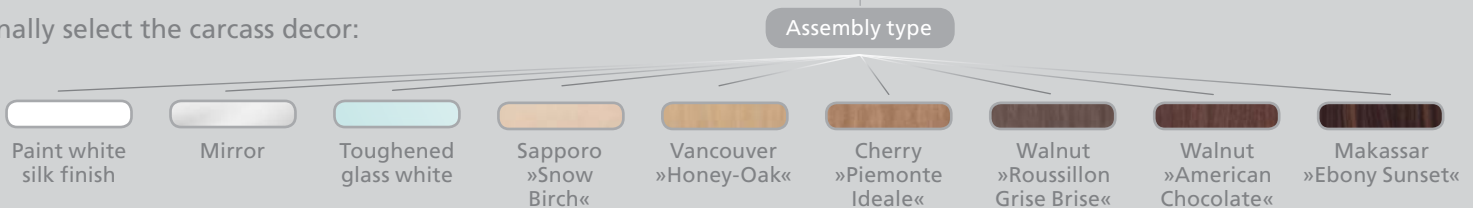
2. Decide on the door decor:




3. Choose the type of assembly:



4. Finally select the carcass decor:





burda

Herbert Burda GmbH  
Krefelder Straße 87  
40549 Düsseldorf

tel. +49 211 95001-0  
fax. +49 211 500575

[www.burda-online.com](http://www.burda-online.com)